Nov 2026

Oracle Commodity Holding Corp.



TSXV: ORCL / OTCQB: ORLCF

Oracle Commodity is a Mining Royalty Company in the Critical Mineral Sector.

Corporate Presentation

Disclaimer

Certain statements in this presentation, including statements which may contain words such as “expects”, “anticipates”, “intends”, “plans”, “believes”, “estimates”, or similar expressions, and statements related to matters which are not historical facts, are forward-looking information within the meaning of applicable securities laws. Such forward-looking statements, which reflect management’s expectations regarding the future growth, results of operations, performance, business prospects and opportunities available to the Oracle Commodity Holding Corp. (the “Company”), are based on certain factors and assumptions and involve known and unknown risks and uncertainties which may cause the actual results, performance, or achievements of the Company to be materially different from future results, performance, or achievements expressed or implied by such forward-looking statements. Forward-looking information in this news release includes statements concerning the Company’s business plans and strategy, investment performance, expected revenues and financial performance, estimates of mineral resources, exploration programs, capital expenditures and other scientific and technical information of the project owners or operators underlying the Company’s royalty interests and the projects of the Company’s equity investees and consolidated entities, the expected timing to list the Company’s common shares on the TSX Venture Exchange, completion of a private placement including timing thereof, use of proceeds and finders’ fees, and expectations regarding future investments and investment opportunities of the Company.

Forward-looking statements involve significant risks and uncertainties, and should not be read as guarantees of future performance, events or results, and may not be indicative of whether such events or results will actually be achieved. A number of risks and other factors could cause actual results to differ materially from expected results discussed in the forward-looking statements, including but not limited to: competition for investments such as royalties and equity investments in junior and development stage resource companies; the accuracy of disclosures made by the owners or operators of properties underlying the Company’s royalty interests regarding mineral resource estimates and other technical disclosure; the economic viability of mineral properties and projects underlying the Company’s royalty interests; that each counterparty to a royalty agreement of the Company will satisfy its royalty obligations thereunder; the eventual development of and production from early and development stage projects in which the Company holds a royalty interest; no adverse material change concerning any property underlying a royalty interest of the Company or any equity investee of the Company; that mineral resources that are mineral reserves do not have demonstrated economic viability; ability to secure sufficient financing to establish the Company’s investment business and complete the private placement; listing of the Company’s common shares; establishing an investor base and market price for the Company’s common shares; changes in business plans; and general market, inflationary and economic conditions and interest rates. Further details about the risk factors concerning the Company’s business are set out in the “Risk Factors” section of the Company’s Listing Application and Company’s annual and interim management’s discussion and analysis and other public disclosure filings available under the Company’s profile on SEDAR+ at www.sedarplus.ca. Forward-looking statements are based on reasonable assumptions by management as of the date of this Listing Application, and there can be no assurance that actual results will be consistent with any forward-looking statements included herein. Readers are cautioned that all forward- looking statements herein are made as of the date of this Listing Application or such other date as stated herein. The Company undertakes no obligation to update or revise any forward-looking statements in this Listing Application to reflect circumstances or events that occur after the date hereof, except as required by applicable securities laws or stock exchange requirements.

Technical Information: Scientific and technical information included herein with respect to mineral properties in which the Company holds royalty interests has been reviewed and approved by Bill Pincus, qualified persons under National Instrument 43-101 Standards of Disclosure for Mineral Projects (“NI 43-101”). As an investment company, the Company may from time to time hold interests in certain royalties, equities and other types of investments in third parties and third party owned or operated mineral projects. Information in this presentation relating to third party investments in third party owned or operated mineral projects is based on scientific or technical information prepared by such third party and publicly reported as of the date of this presentation. As a royalty holder, the Company has not independently verified information related to projects underlying royalty interests, and generally would have no ability to conduct an independent verification of such information due to the limited nature of property-related information being provided to the Company in its capacity as a royalty holder. No assurance can be provided that technical or scientific information concerning mineral properties underlying the Company’s royalty interests is accurate or complete. Readers should review the technical reports of the underlying mineral properties for details concerning the mineral properties. Any known legal, political, environmental or other risks that could materially affect the potential development of mineral resources or mineral reserves of mineral properties underlying the Company’s royalty interests are set out in the public disclosure of the third party owner or operator.

Disclaimer

Mineral resources that are not mineral reserves do not have demonstrated economic viability. Estimates of mineral resources and mineral reserves included in this presentation were prepared according to applicable securities law requirements in Canada, including NI 43-101, which governs Canadian securities law disclosure requirements for mineral properties. NI 43-101 differs in certain respects from the United States Securities and Exchange Commission ("SEC") requirements under Subpart 1300 of Regulation S-K. Readers should note that mineral resources and mineral reserves of third parties in this presentation may not qualify as such under SEC reporting standards. Accordingly, such mineral resource and mineral reserve estimates may not be comparable with information publicly disclosed by companies in accordance with SEC reporting requirements.

Non-GAAP and Non-IFRS Financial Measures: Included in this presentation are certain financial measures that are not used in generally accepted accounting practices ("GAAP") or International Financial Reporting Standards issued by the International Accounting Standards Board ("IFRS"). These non-GAAP and non-IFRS financial measures include enterprise value, net asset value ("NAV"), and net asset value per share ("NAVPS"). Such measures do not have standardized meanings under GAAP or IFRS, and may not be comparable to similar measures disclosed by other reporting issuers, and are being provided to allow investors to evaluate the Company's prospects within the investment company industry.

FOFI: This presentation includes certain information that constitutes future-oriented financial information and a financial outlook under Canadian securities laws. This information is based upon reasonable assumptions made by management in the circumstances, with such assumptions set out on the applicable slide. Management approved the FOFI or financial outlook included herein as of February 29, 2024. This information is being provided to allow investors and potential investors to evaluate the economic prospects of the Company, as the Company is an early-stage company with a limited history of operations in the investment business. Note that other companies may use a different basis to calculate non-IFRS financial measures.
Currency: All references to currency in this presentation are to Canadian dollars, unless otherwise stated.

Use of Third-Party Logos, Trademarks, Company Names: All logos, trade marks and company names of third parties used in this presentation are the property of such third parties. The Company's use of such logos, trade marks and company names in this presentation does not constitute or imply any affiliation with such third parties, or any endorsement by such third parties of this presentation.

Market and Industry Data: This presentation includes market and third party data that was sourced from third party sources, websites, industry publications and reports, and public disclosure. Certain information has also been prepared by the Company based on internal knowledge, including general industry knowledge. This information may not be complete or accurate, and no guarantee can be provided in this regard. This information is provided to assist investors with evaluating the prospects of the Company, and should not be relied upon for any other purpose. The Company has not independently verified any third party information. There are inherent limitations on the verifiability of market and industry data as it is often based on limited availability of information, voluntary data collection processes, specified assumptions and the reliability of the data inputs. As such, the reader should not make investment decisions based on such third party market or industry data, or the data of third party companies. The Company makes no representation as to the accuracy, completeness or reliability of such information, and expressly disclaims any liability for the foregoing types of information that are included in this presentation.

Legal Disclaimer: This presentation is the property of Oracle Commodity Holding Corp. The presentation provides information in a summary form, and readers are encouraged to read the Company's publicly available disclosure record in full on SEDAR+ at www.sedarplus.ca. This includes the Company's Listing Application and latest interim and audited annual financial statements and management's discussion and analysis. The content of this presentation is provided for informational purposes only, and shall not form the basis for any commitment or offering of securities. Any commitment or securities offering is subject to execution of a binding written agreement including customary terms and conditions, in accordance with applicable securities laws in Canada and the United States.

This presentation does not constitute an offer to sell or a solicitation of an offer to buy any securities of the Company in the United States. Securities of the Company have not been and will not be registered under the United States Securities Act of 1933, as amended (the "U.S. Securities Act") or any state securities laws and may not be offered or sold within the United States unless registered under the U.S. Securities Act and applicable state securities laws or an exemption from such registration is available.

Oracle Basics

TSX-V Listing Basics

- Spun out from Silver Elephant (TSX: ELEF) in 2022
- Focusing on mining royalty and equity investments
- Listed on TSX-V (Apr 5, 2024)
- Trading symbol TSXV: ORCL, OTCQB: ORLCF

Capital Structure & Assets

- Shares outstanding 120.4M as of Nov, 2026, owns:
- 45.2M shares (~27.6%) CleanTech Vanadium (TSX-V: CTV)
- Greater of US$2/t or 3% NSR on ELEF Ulaan Ovoo coal and Chandgana project in Mongolia
- 2% NSR on CTV's fluorspar projects (Illinois-Kentucky, USA)*
- 2% NSR on CTV Gibellini vanadium project in Nevada
- 2% NSR on CTV Triunfo gold project in Bolivia
- 2% NSR on ELEF Pulacayo Paca silver project in Bolivia
- 2% NSR on NHCN Minago Nickel PGM project in Manitoba, when Nickel is over $15/lb

* No royalty is currently in effect on the fluorspar projects; it remains subject to receipt of various approvals.

Royalty Portfolio

TSX-V: CTV

Held by Oracle	2.0% NSR Vanadium
Gibellini M&I	127M lbs V_2O_5
Inferred	195M lbs V_2O_5
Drilling	28,000 m
	2023 Approved EIS Record of Decision

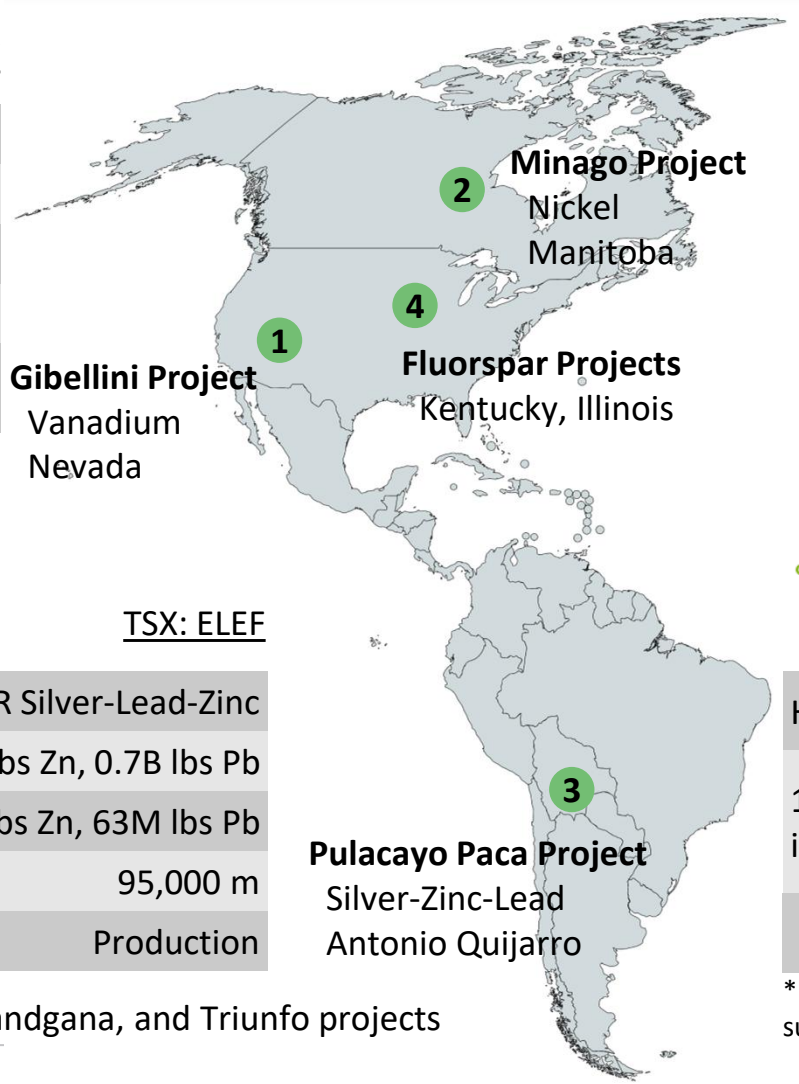

NHCN

Held by Oracle	2% NSR
Threshold Price	Ni > US$15/lb
Minago M&I	722M lbs Ni
Inferred	319M lbs Ni
PGM M&I (Pd +Pt)	405k oz
Drilling	85,000 m
	Environmental Act License

TSX: ELEF

Held by Oracle	2.0% NSR Silver-Lead-Zinc
Pulacayo M&I	107M oz Ag, 1.4B lbs Zn, 0.7B lbs Pb
Inferred	13M oz Ag, 123M lbs Zn, 63M lbs Pb
Drilling	95,000 m
	Production

TSX-V: CTV

Held by Oracle	2.0% NSR Fluorspar*
10+ Fluorspar Projects in Kentucky-Illinois	745 drill holes, 17,550 acres
	Exploration

* No royalty is currently in effect on the fluorspar projects; subject to receipt of various approvals.

5 Oracle also owns royalty on Ulaan Ovoo, Chandgana, and Triunfo projects

TMX TSX Venture Exchange **ORCL** OTCQB **ORLCF** **ORACLEHOLDING.COM** **ORCL**

Oracle’s Current Main Assets

2% royalty on Kentucky-Illinois Fluorspar projects in USA, operated by CleanTech Vanadium.*

2% royalty on Minago nickel PGM project in the Thompson nickel belt, Manitoba, operated by Norway House Cree Nation. In 2026, NHCN received full Minago Environmental Act License.

2% royalty on the Gibellini vanadium project in Nevada, operated by CleanTech Vanadium In 2023, the Bureau of Land Management (BLM) issued a positive Record of Decision and Plan of Operations approval for the Gibellini vanadium mine project in Eureka County, Nevada.

2% royalty on the Pulacayo-Paca silver-lead-zinc project in Potosi, Bolivia operated by Silver Elephant. Pulacayo-Paca delivered 1.4 million oz of silver in 2024. Cumulative royalty income to Oracle from the Pulacayo-Paca project since 2023 is approximately US$260,000. Greater of 2% NSR or US$3/t of unprocessed materials sold on ELEF Apuradita silver and lead project in Bolivia. The project is in production at 400 tonnes/month. Cumulative royalty income to Oracle from Apuradita since 2025 is approximately US$22,000.

Greater of 2% NSR or US$3/t of unprocessed materials sold on the Ulaan Ovoo coal project in Mongolia as described in Silver Elephant’s news release dated Aug 29, 2025. This royalty generated approximately US$218,000 in income to Oracle in 2024.

45.2M shares of CleanTech Vanadium, ~27.6% of the outstanding shares of CleanTech Vanadium.

* No royalty is currently in effect on the fluorspar projects; it remains subject to receipt of various approvals.

Strategic Exposure to Essential Commodities



PEDIGREE

Spun out from Silver Elephant (TSX: ELEF) in 2022 to create a pure mining royalty play

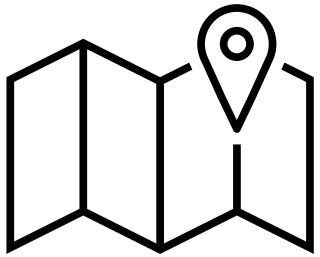

FOCUS

Critical minerals royalty portfolio in Silver, Fluorspar, Nickel, Vanadium



ASSET QUALITY

Fore core royalties in Tier-1 jurisdiction, plus a strategic equity stake

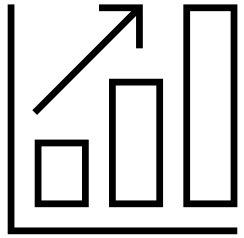

MOMENTUM

Tangible production timeline

TMX | TSX Venture Exchange **ORCL** OTCQB **ORLCF** **ORACLEHOLDING.COM** ORCL

CleanTech Vanadium Project Summary

- Illinois Kentucky Fluorspar District (IKFD) is the largest known fluorspar district in the USA.
- CleanTech Vanadium ’s fluorspar holdings comprise 17,550 acres and over a dozen distinct Fluorspar deposits which Oracle holds 2% royalty*
- 745+ historic drill holes along the district’s most productive fault systems.
- The projects are major past-producers and thus have excellent existing infrastructure and proximity to major fluorspar consumers (Honeywell and Arkema) and zinc consumers (Nyrstar)



CTV fluorspar project location

* No royalty is currently in effect on the fluorspar projects; it remains subject to receipt of various approvals.

TMX TSX Venture Exchange ORCL OTCQB ORLCF ORACLEHOLDING.COM ORCL

CleanTech Vanadium's Land Position and Fluorspar Deposits

- Mining operations have extracted 30 million tons of raw fluorspar in the IKFD since the late 1800s.
- CleanTech Vanadium has outlined significant mineral resource potential in its 17,550-acre land holding, supported by over 745 historic drill holes.
- The deposits are strategically positioned along major fault systems controlling mineralization throughout the 1,000-square-mile district.

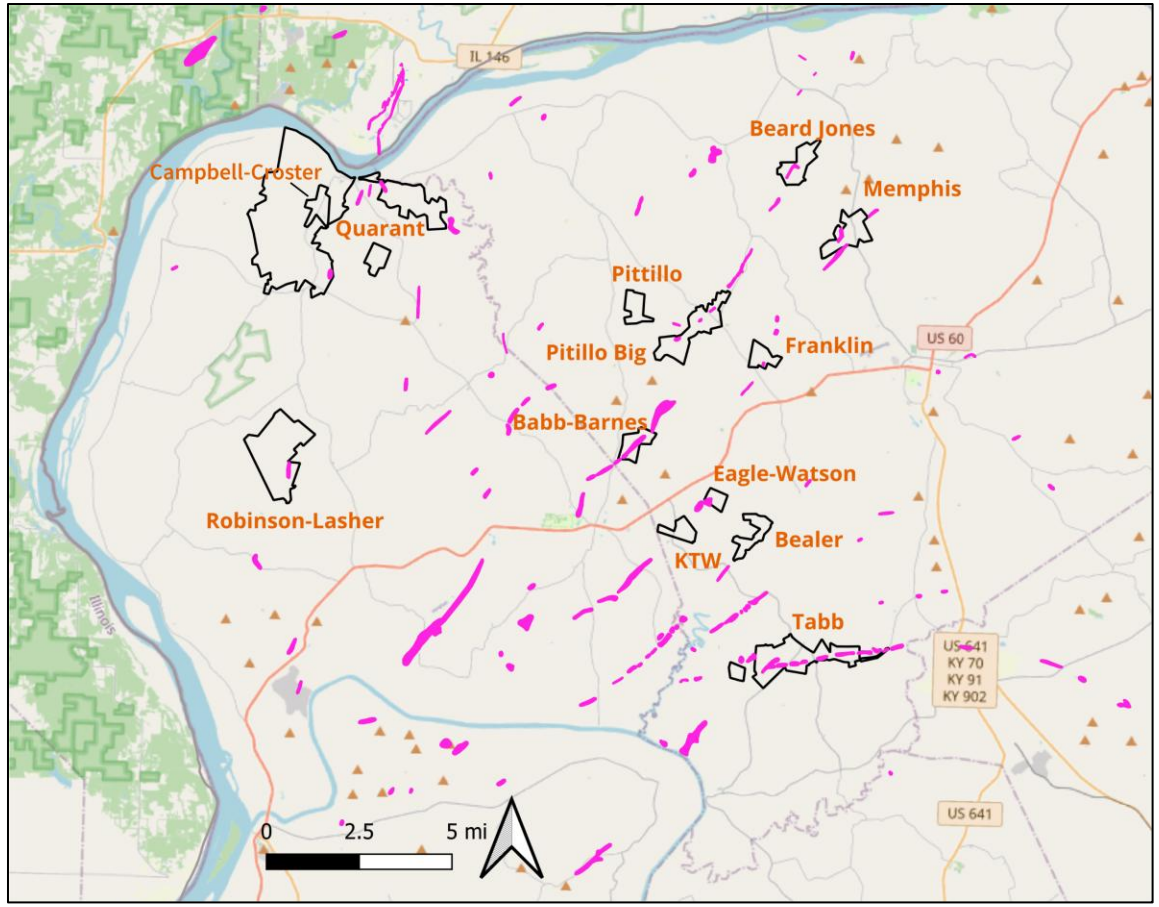

CTV fluorspar project location

Fluorite Sample
From CTV KY Project, 2025



US. Steel Corporation, 1983, Illinois-Kentucky Fluorspar District properties report.
Frontier Spar Corporation & USS Resource Development, 257 p.
Honeywell International, 2012, Project Joust interim report, Livingston & Crittenden Counties, Kentucky: internal report, 47 p.
Denny, F.B., Nelson, W.J., Breeden, J.R., and Lillie, R.C., 2020, Mines in the Illinois Fluorspar District: Illinois State Geological Survey Circular 604

CleanTech Vanadium Project News

Oct 26, 2026	CleanTech Provides Update on Robinson-Lasher Asset Sale Transaction
Oct 14, 2026	CleanTech Vanadium Reports Up To 12.9 g/t Gold in Quartz Surface Samples and Presents a Conceptual Starter Pit at its El Triunfo Gold Project in Bolivia
Sep 18, 2026	CleanTech Engages Mercator Geological Services to Prepare NI 43-101 Technical Report on the Campbell-Crotser Fluorspar Project
Jul 7, 2026	CleanTech to Submit Fluorspar Mine Permit by Year End with State Approval Decision in 2027 at Kentucky Fluorspar District
Jun 16, 2026	CleanTech Commences Campbell-Crotser Fluorspar Mine Permitting at Prominent Kentucky Fluorspar District
Jun 12, 2026	CleanTech To Commence Diamond Drilling at Campbell-Crotser Fluorspar Project, Kentucky
Jun 12, 2026	CleanTech to Focus on Fluorspar and Sell Robinson-Lasher Zinc-Germanium-Gallium Project to Silver Elephant
Jan 26, 2026	CleanTech Appoints Mr. Jason Reid As Special Advisor to Develop its Fluorspar Projects in Kentucky
Nov 18, 2025	CleanTech Doubles Its Illinois Mineral Rights Holdings, Surrounding Hicks Dome Rare-Earth Deposit

CleanTech Vanadium Project News

Nov 17, 2025	CleanTech Expands Royalty Agreement With Oracle Commodity to Include New Illinois Fluorspar Properties
Oct 8, 2025	CleanTech Doubles Fluorspar Mineral Rights to 17,750 Acres with Quarant Project Acquisition in Kentucky
Oct 8, 2025	CleanTech and Oracle Amend Royalty Agreement to Include Quarant Fluorspar Project in Kentucky Fluorspar District
Aug 29, 2025	CleanTech Vanadium and Oracle Commodity Amend Royalty Agreement to Include Illinois Fluorspar Properties
Aug 29, 2025	CleanTech Acquires 970 Acres of Mineral Rights Nearby Hicks Dome Rare Earth in Illinois
Aug 12, 2025	CleanTech Acquires Fluorspar Projects Totaling 7,180 Acres for US$4,000,000 in Illinois–Kentucky Fluorspar District
Aug 12, 2023	Nevada Vanadium Mining Corp. Achieves Milestone as Record of Decision Issued by BLM for Gibellini Vanadium Project

Pulacayo-Paca Project in Bolivia

- Surrounded by mining majors
- Excellent infrastructure: road, water, and power
- ELEF has 100% right to Pulacayo-Paca since 2019 under Mining Production Contract (MPC) with Comibol
- Pulacayo-Paca hosts 107M oz Ag, 1.4B lbs Zn, 0.7B lbs Pb* Supported by 96,000 meters of drilling
- 261,530 tonnes grading 183g/t ag mined at Paca Open pit from Oct 2023 to Dec 2024
- Apuradita (next to Paca) in production since May 2025
- Experienced management: early Bolivia entrant in 2005

*Mercator Technical Services news release, effective date Oct 13, 2020

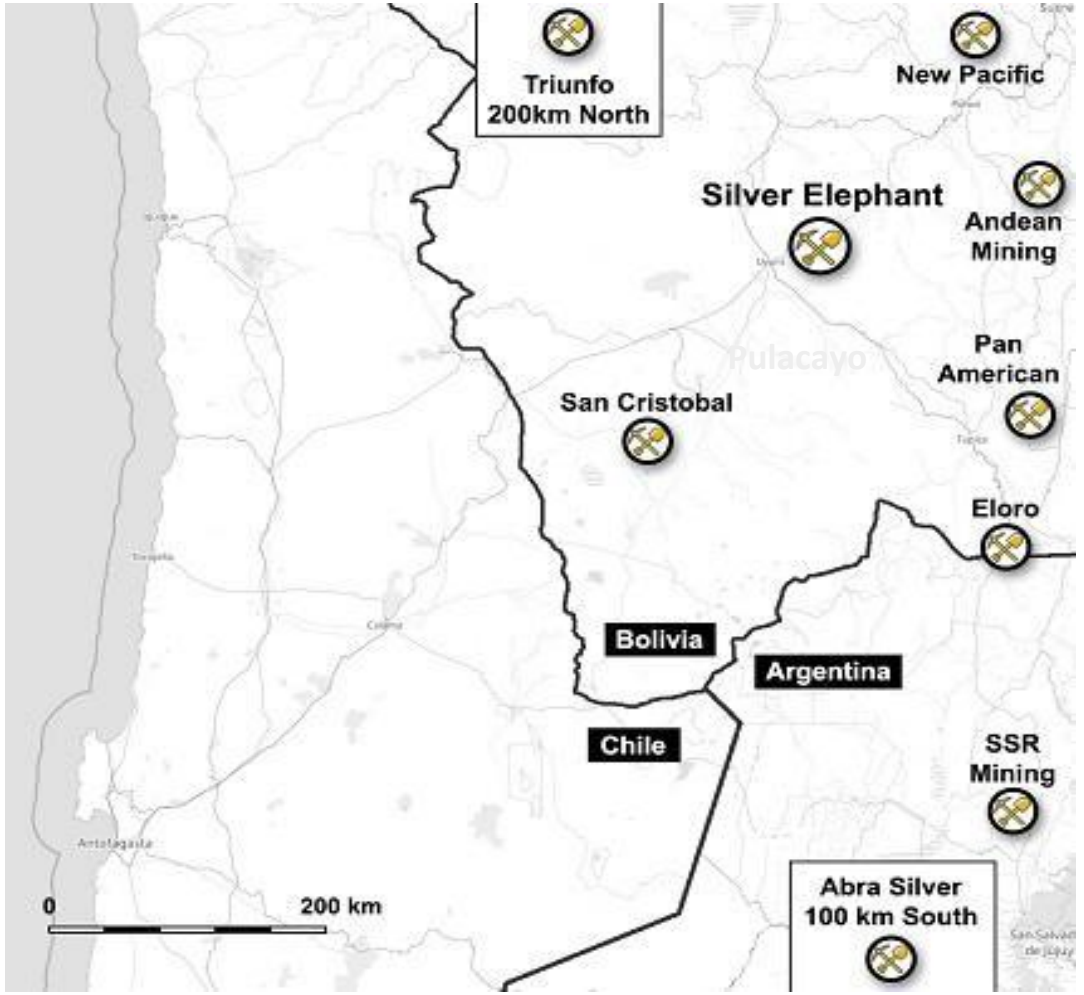

Regional map for silver projects in the South Bolivia / North Argentina silver belt

Paca Apuradita Mining Commissioned Since May 2025

Apuradita – High Grade Silver Bearing Stockpile - Apr 2026



- 100% owned by Silver Elephant, not part of MPC with Comibol
- 167-meter tunneling started September 2024 at level 0 to provide access to materials grading 412 g/t Ag, 1.09% Pb, 0.38% Zn based on Paca diamond drill holes.
- Since May 2025, approximately 3,567 tons of Apuradita material have been mined grading Ag 251 g/t and Pb 0.7%. Approximately 66 tons of concentrate has been produced and sold, grading Ag 7,369 g/t and Pb 20%.
- Management estimates Paca Apuradita to contain over 10,000 tonnes of mineralized material to be mined and trucked, and toll milled at Potosi to produce silver concentrate for sale.
- Forecasts monthly production target of 400 to 650 tonnes of silver-bearing mineralized material for remainder of 2026.

Sample Paca Apuradita Drill Results

Hole ID	From	To	Length m	Ag g/t	Pb %	Zn %
PND004	86	97	11	481	0.47	0.2
PND008	47	63	16	507	1.14	0.57
PND008	111.9	127	15.1	424	1.96	2.65
PND023	125	157	32	437	1.69	1
PND092	38	52	14	522	0.77	0.09
PND110	61	72	11	715	2.14	210

Transporting Apurdita Silver Material from Mine - Apr 2026



Silver Elephant Project News

Nov 6, 2026	Silver Elephant Reclaims Pulacayo-Paca Silver Mining Project Following Favorable Ruling by Bolivian Supreme Tribunal of Justice
Oct 26, 2026	Silver Elephant Receives Approval to Proceed with Robinson-Lasher Asset Acquisition Transaction
Oct 14, 2026	Silver Elephant to Assay Historic Drill Cores for Germanium, Prepare Technical Report on the Robinson-Lasher Zinc-Germanium-Gallium Project
Aug 21, 2026	Silver Elephant Received US$1.4 Million in Cash Proceeds from Apuradita Silver Concentrate Sales in 2026
Jul 27, 2026	Silver Elephant Channel Sampling Returns 539 g/t Silver Over 10 Meters at Apuradita
Jul 6, 2026	Silver Elephant Reports 350 Grams Per Ton Germanium and 28% Zinc over 6.6 feet in Historic Drill Assays
Jul 6, 2026	Silver Elephant Leases Ulaan Ovoo Coal Mine in Mongolia to Major Mining and Industrial Conglomerate
Jun 17, 2026	Silver Elephant Files Lawsuit Against Andean Precious Metals Over Alleged Interference
Jun 12, 2026	Silver Elephant to Acquire High-Grade Robinson-Lasher Zinc-Germanium-Gallium Project in Kentucky
Apr 30, 2026	Silver Elephant Delivers Additional High-Grade Silver Concentrate Sale in April from Its Bolivian Silver Mining Operation

Silver Elephant Project News

Feb 5, 2026	Silver Elephant Resumes Trucking from Apuradita Silver Mining Operation
Nov 19, 2025	Silver Elephant Completes First High-Grade Silver Concentrate Sale From Apuradita Mining Operation
Oct 9, 2025	Silver Elephant Delivers Over 1,200 Tonnes to Toll Mill and Expects Silver Concentrate Shipment in October 2025
Sep 4, 2025	Silver Elephant Starts Trucking and Toll Milling of Silver Materials from Apuradita Paca in Bolivia
Aug 29, 2025	Oracle Commodity Holding and Silver Elephant Amend Existing Coal and Silver Royalty Agreements
Jul 24, 2025	Silver Elephant Signs Toll Milling Agreement and Ready to Start Apuradita Silver-Bearing Shipments in August 2025
Jun 10, 2025	Silver Elephant Mining Reaches High-Grade Silver Zone at Paca Apuradita Tunnel and Prepares First Concentrate Sales in June
Apr 2, 2025	Silver Elephant to Start Paca Apuradita Silver Production in May 2025
Apr 2, 2025	Silver Elephant Provides Update on Mining Production Contract with Comibol
Dec 31, 2024	Silver Elephant Receives Notice of Cancelation of Pulacayo Mining Production Contract from Comibol

Norway House Cree Nation Project News

Mar 9 , 2026	MINAGO Receives Environment Act License Allowing The Minago Critical Minerals Project to proceed
Mar 2, 2026	The Government of Manitoba Invests $2 Million in the Minago Critical Minerals Project
Jan 12, 2026	Minago to be Canada’s First Producer of Magnesium
Nov 3, 2025	New Name Announced: Minago Critical Minerals Project
Feb 28, 2025	Minago Booth at PDAC Mining Conference
Nov 1, 2024	NHCN Purchases 100% of Minago Project

Management and Board

Jason Powell - CEO, Jason Powell is a seasoned executive with over 15 years of experience driving investor engagement and strategic growth within publicly traded companies in the mining sector. Mr. Powell brings a rare blend of visionary leadership and operational discipline anchored by a deep understanding of global resource markets and shareholder value creation.



Andrew Yau, CPA, CGA - CFO, 17-year merger and acquisition experience in the mining sector with strong IFRS knowledge. Mr. Yau, CPA, CGA, holds a bachelor of commerce and business administration degree and has been in accounting and finance roles with publicly listed companies since 2006.



John Lee, CFA - Director, specializes in M&A with 20 years of experience in mining, saised over $120M in capital markets for Silver Elephant and its spinouts. Graduated from Rice University with bachelor's degrees in Economics and in Engineering.



Bill Pincus - Director, Mr. Pincus has over 40 years of experience in mineral exploration. He is a graduate of the Colorado School of Mines with M.Sc. Degrees in Geology and Mineral Economics. Mr. Pincus was Founder and President of Esperanza Resources (acquired by Alamos Gold) that discovered the Cerro Jumil (México) and San Luis (Peru) gold deposits. He is responsible for six major precious metals discoveries.



ORACLE COMMODITY HOLDING CORP.
CONTACT INFORMATION

TSXV: ORCL / OTCQB: ORLCF



Jason Powell, CEO

John Lee, CFA, Founder and Director

Head Office:
Suite 1008 – 409 Granville St. Vancouver, BC
V6C 1T2, Canada.

Email: info@oracleholding.com

Contact:
Local: 1.604.569.3661, Toll Free 1.877-664-2535